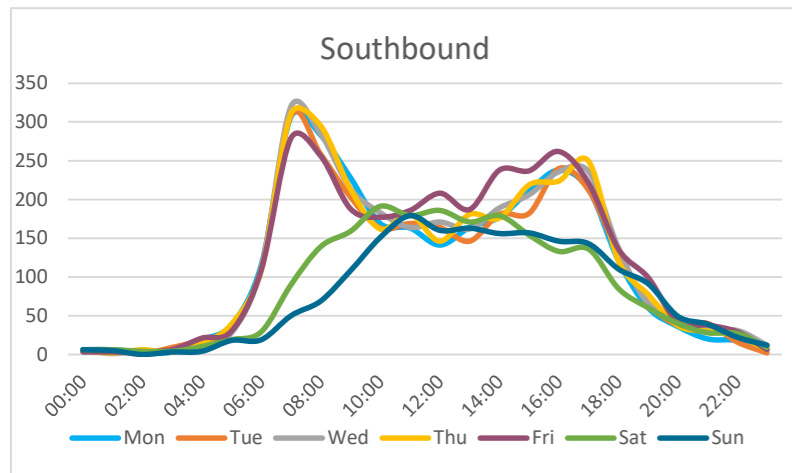
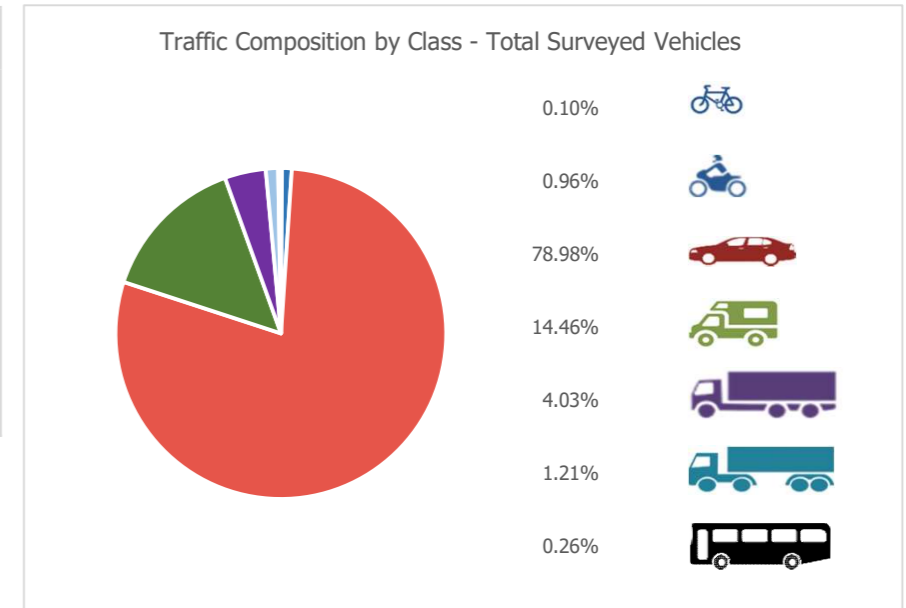


Direction	7-Day Average Speed	7-Day 85th %ile Speed
Northbound	41.9	48.8
Southbound	41.5	48.1
Combined	41.7	48.5

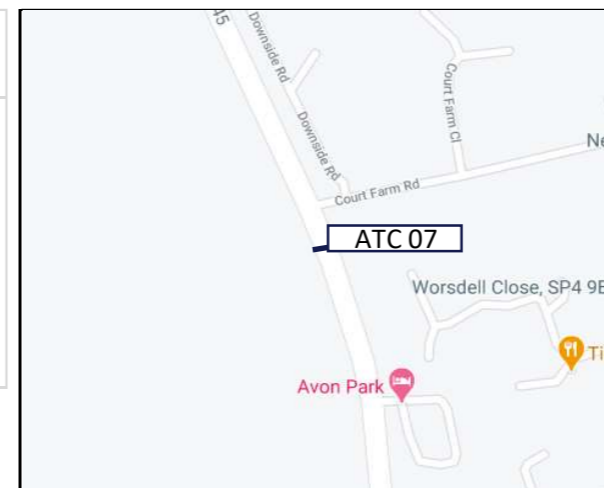


mph mph

On a 7-day average		
10.7%	1.4%	0.2%
8.8%	1.3%	0.2%
9.8%	1.3%	0.2%
of vehicles are travelling over posted speed limit (PSL)	of vehicles are traveling 10% +2 over PSL (57mph)	of vehicles are 15mph over PSL (65mph)



Direction	Weekday Average Total Traffic	7-Day Average Traffic	Weekly Traffic Total
Northbound	2921	2661	18626
Southbound	2818	2571	17996
Combined	5739	5232	36622



Incidents/Observations
No incidents or observations during the survey period

Data annotated with '*' denotes when a given time period has been affected by data loss. For a full breakdown of data loss please refer to Data Summary.

Tracsis will retain all personal data relating to this project, including all video images, for a period of 3 months after receipt of this report and all other data files for one year. If you would like a copy of the personal data or wish for us to retain for a longer period, please do not hesitate to contact us.